

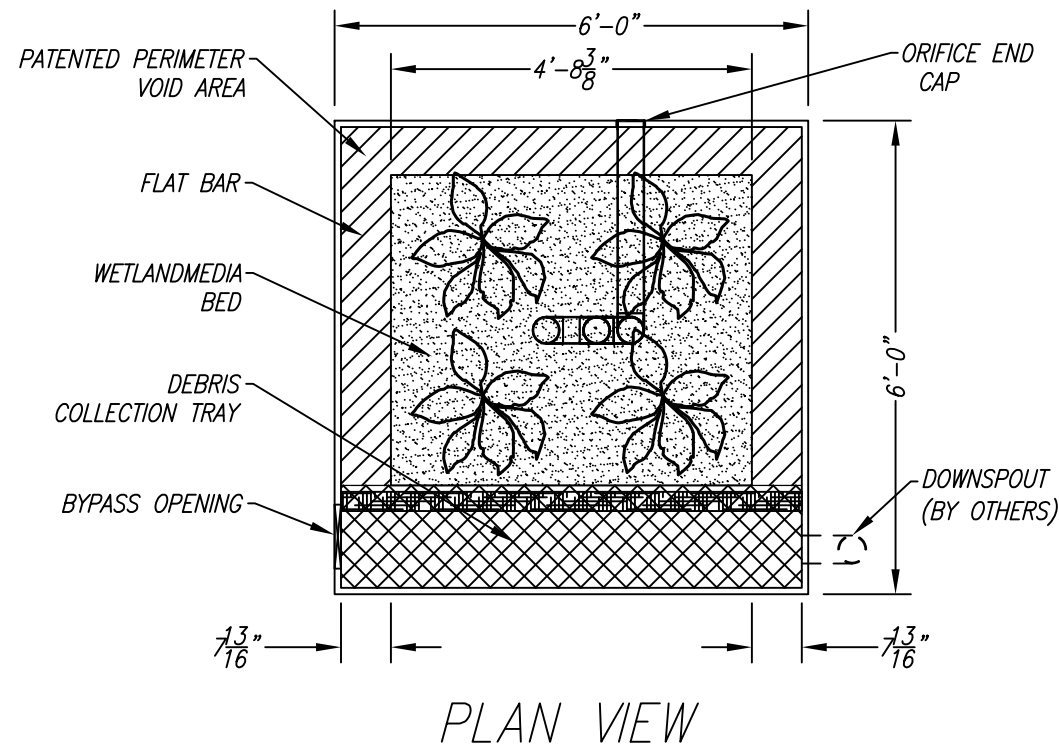
SITE SPECIFIC DATA			
PROJECT NUMBER			
ORDER NUMBER			
PROJECT NAME			
PROJECT LOCATION			
STRUCTURE ID			
TREATMENT REQUIRED			
VOLUME BASED (CF)		FLOW BASED (CFS)	
TREATMENT HGL AVAILABLE (FT)			
PEAK BYPASS REQUIRED (CFS) - IF APPLICABLE			
PIPE DATA	I.E.	MATERIAL	DIAMETER
DOWN SPOUT			
OUTLET PIPE		PVC	4.00
	PRETREATMENT	BIOFILTRATION	DISCHARGE
TOP ELEVATION			
SURFACE LOAD	PEDESTRIAN	OPEN PLANTER	PEDESTRIAN
WETLAND MEDIA DELIVERY METHOD			
ORIFICE SIZE (DIA. INCHES)			
NOTES:			

INSTALLATION NOTES

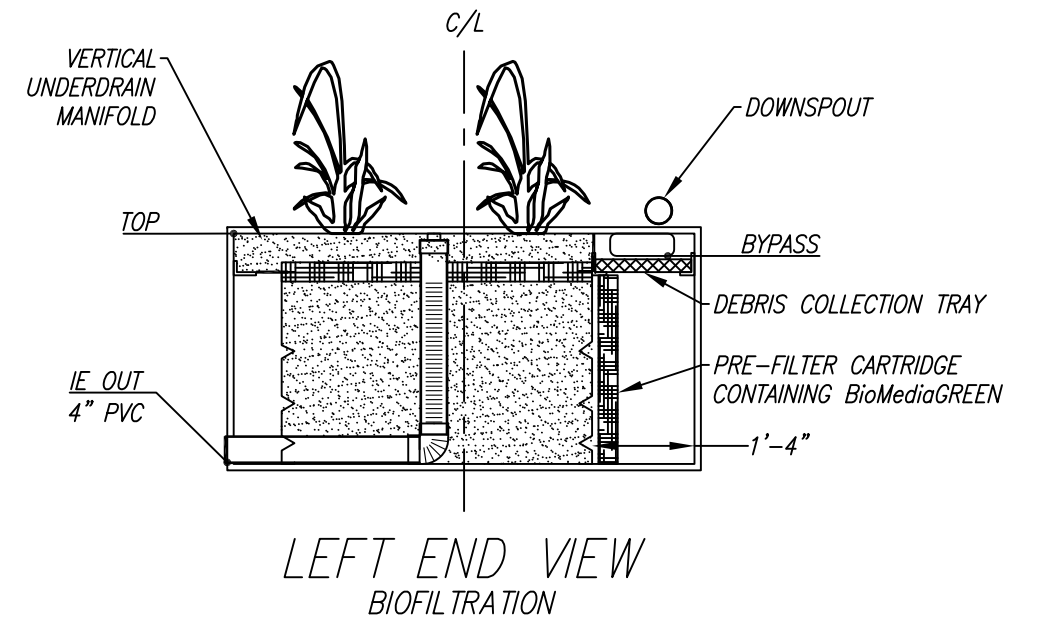
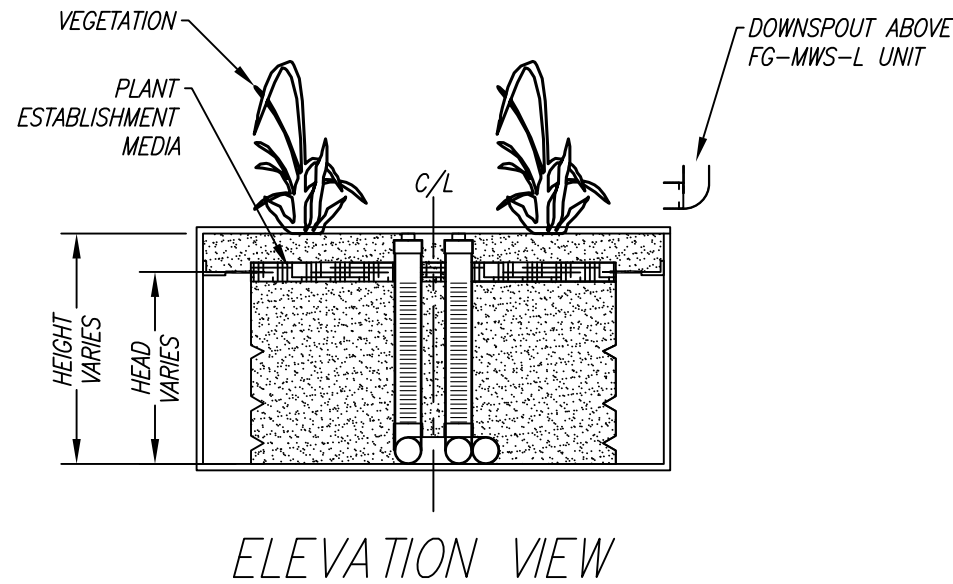
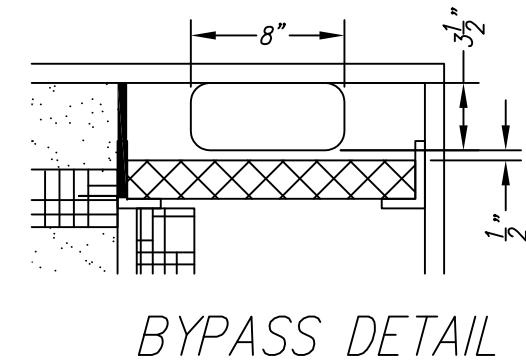
1. CONTRACTOR TO PROVIDE ALL LABOR, EQUIPMENT, MATERIALS AND INCIDENTALS REQUIRED TO OFFLOAD AND INSTALL THE SYSTEM AND APPURTENANCES IN ACCORDANCE WITH THIS DRAWING AND THE MANUFACTURER'S SPECIFICATIONS, UNLESS OTHERWISE STATED IN MANUFACTURER'S CONTRACT.
2. UNIT MUST BE INSTALLED ON A RIGID, LEVEL BASE. CONTRACTOR IS RESPONSIBLE TO VERIFY PROJECT ENGINEER'S RECOMMENDED BASE SPECIFICATIONS.
3. DOWNSPOUT MUST BE ABOVE TOP OF UNIT. DOWNSPOUT SHALL NOT BE PIPED DIRECTLY INTO FG-MWS-L UNIT.
4. INVERT OF OUTLET PIPE IS 1/4" ABOVE CHAMBER FLOOR AND PROTRUDES OUTWARD 1 1/2". CONNECTING PIPES SHALL BE SEALED WATER TIGHT PER MANUFACTURER'S STANDARD CONNECTION DETAIL AND SHALL MEET OR EXCEED REGIONAL PIPE CONNECTION STANDARDS.
5. CONTRACTOR TO SUPPLY AND INSTALL ALL EXTERNAL CONNECTING PIPES.
6. DRIP OR SPRAY IRRIGATION REQUIRED ON ALL UNITS WITH VEGETATION.

GENERAL NOTES

1. MANUFACTURER TO PROVIDE ALL MATERIALS UNLESS OTHERWISE NOTED.
2. ALL DIMENSIONS, ELEVATIONS, SPECIFICATIONS AND CAPACITIES ARE SUBJECT TO CHANGE. FOR PROJECT SPECIFIC DRAWINGS DETAILING EXACT DIMENSIONS, WEIGHTS AND ACCESSORIES PLEASE CONTACT MANUFACTURER.



	FG-MWS-L-6-6-2.5	FG-MWS-L-6-6-3.5
TREATMENT FLOW (CFS)	0.080	0.120
VAULT HEIGHT (FT)	2.5	3.5
MAX OPERATING HEAD (FT)	2.0	3.0
WETLAND MEDIA VOLUME (CY)	2.06	2.79
WETLAND MEDIA LOADING RATE (GPM/SF)	1.0	1.0



5/13/18SSERTICH

THE PRODUCT DESCRIBED MAY BE PROTECTED BY ONE OR MORE OF THE FOLLOWING US PATENTS: 7,425,262; 7,470,362; 7,674,378; 8,303,816; RELATED FOREIGN PATENTS OR OTHER PATENTS PENDING

PROPRIETARY AND CONFIDENTIAL:
THE INFORMATION CONTAINED IN THIS DRAWING IS THE SOLE PROPERTY OF MODULAR WETLANDS SYSTEMS. ANY REPRODUCTION IN PART OR AS A WHOLE WITHOUT THE WRITTEN PERMISSION OF MODULAR WETLANDS SYSTEMS IS PROHIBITED.



FIBERGLASS MWS LINEAR STORMWATER BIOFILTRATION SYSTEM
FG-MWS-L-6-6