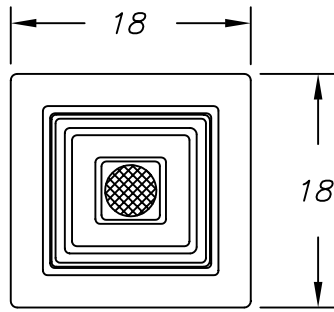
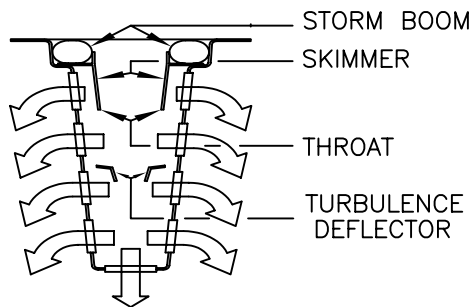


Part # GISB-18-18-18

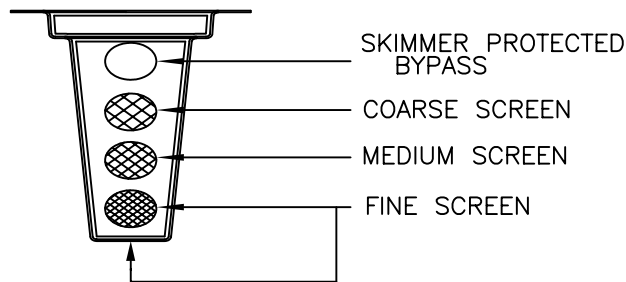


TOP VIEW

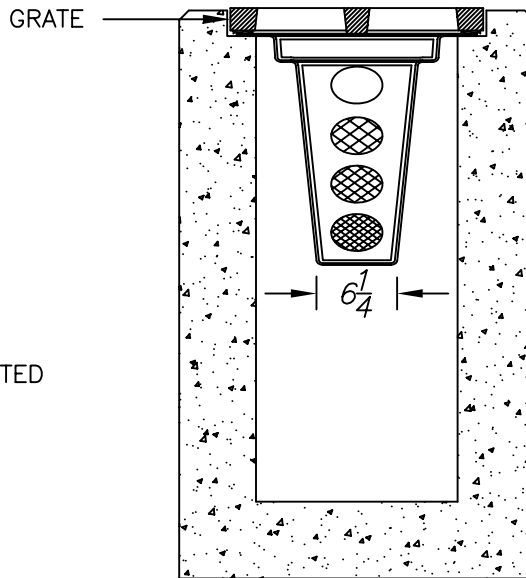
FLOW SCHEMATIC



SIDE VIEW



Flow Specifications				
Description of filter opening	Percent Open <small>Based on Screen Dimensions</small>	Total Square Inches per Unit	Square Inches of Total Unobstructed Openings	Flow Rate (Cubic Feet per Second)
Skimmer protected By-Pass	100%	50.3	50.3	1.8 cfs
Coarse Screen 3/4" x 1-3/4" stainless steel flattened expanded	62%	50.3	31.2	1.4 cfs
Medium Screen 10x10 mesh stainless steel	56%	50.3	28.2	1.4 cfs
Fine screen 14 x 18 mesh stainless steel	68%	49.0	33.3	1.8cfs
THROAT FLOW RATE Total: 0.8 cfs		TREATED FLOW RATE Total: 4.6cfs		
FLOW RATES BASED ON UNOBSTRUCTED OPENINGS				



CONCRETE STRUCTURE

REMOVE GRATE
INSERT GISB
REINSTALL GRATE

BOX MANUFACTURED FROM MARINE GRADE FIBERGLASS & GEL COATED FOR UV PROTECTION

5 YEAR MANUFACTURERS WARRANTY

PATENTED

ALL FILTER SCREENS ARE STAINLESS STEEL

EXCLUSIVE CALIFORNIA DISTRIBUTOR:
BIO CLEAN ENVIRONMENTAL SERVICE
P.O. BOX 869, OCEANSIDE, CA. 92049
TEL. 760-433-7640 FAX:760-433-3176
Email: info@biocleanenvironmental.net

SUNTREE QUALITY PRODUCTS ARE BUILT FOR EASY CLEANING AND ARE DESIGNED TO BE PERMANENT INFRASTRUCTURE AND SHOULD LAST FOR DECADES.

SUNTREE TECHNOLOGIES 798 CLEARLAKE RD. SUITE #2 COCOA FL. 32922 TEL. 321-637-7552 FAX 321-637-7554		PROJECT:	
GRATE INLET SKIMMER BOX GISB-18 X 18 X 18		REVISIONS:	DATE:
DATE: 04/12/04	SCALE: SF = 15	REVISIONS:	DATE:
DRAFTER: N.R.B.	UNITS = INCHES	REVISIONS:	DATE: