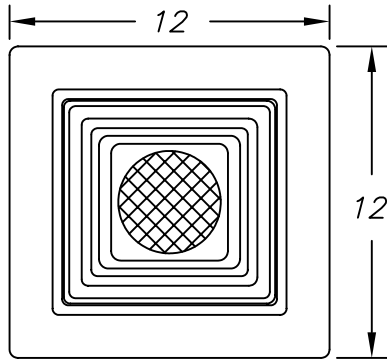
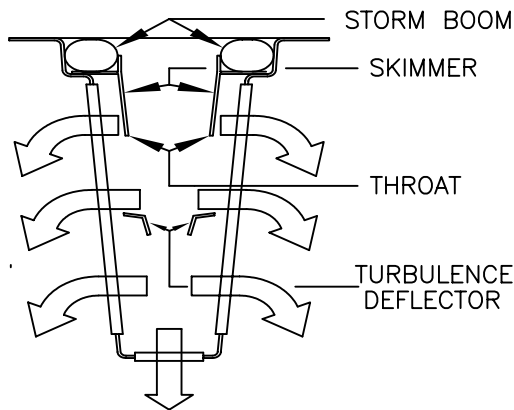


Part # GISB-12-12-12

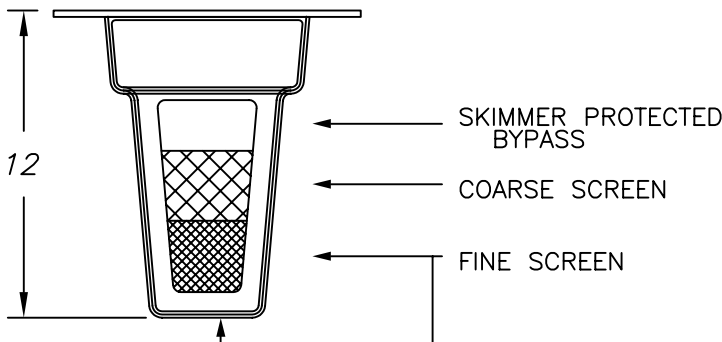


TOP VIEW

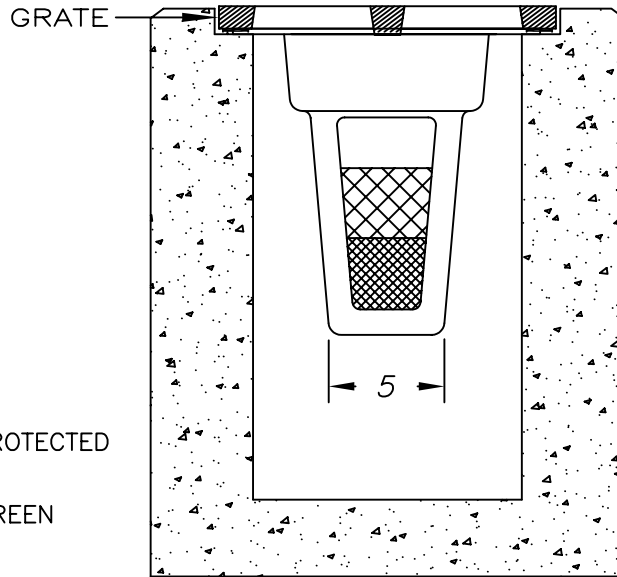
FLOW SCHEMATIC



SIDE VIEW



| Flow Specifications | | | | |
|---|---|-------------------------------------|--|-----------------------------------|
| Description of filter opening | Percent Open <small>Based on Screen Dimensions</small> | Total Square Inches per Unit | Square Inches of Total Unobstructed Openings | Flow Rate (Cubic Feet per Second) |
| Skimmer protected By-Pass | 100% | 28.0 | 28.0 | 1.0 cfs |
| Coarse Screen 3/4" x 1-3/4" stainless steel flattened expanded | 62% | 28.0 | 17.3 | .8 cfs |
| Medium Screen 10x10 mesh stainless steel | 56% | 28.0 | 15.8 | .7 cfs |
| Fine screen 14 x 18 mesh stainless steel | 68% | 16.0 | 10.8 | .6 cfs |
| THROAT FLOW RATE Total: 0.5cfs | | TREATED FLOW RATE Total: 2.1 cfs | | |
| FLOW RATES BASED ON UNOBSTRUCTED OPENINGS | | | | |



CONCRETE STRUCTURE

REMOVE GRATE
INSERT GISB
REINSTALL GRATE

BOX MANUFACTURED FROM MARINE GRADE FIBERGLASS & GEL COATED FOR UV PROTECTION

5 YEAR MANUFACTURERS WARRANTY

PATENTED

ALL FILTER SCREENS ARE STAINLESS STEEL

EXCLUSIVE CALIFORNIA DISTRIBUTOR:
BIO CLEAN ENVIRONMENTAL SERVICE
P.O. BOX 869, OCEANSIDE, CA. 92049
TEL: 760-433-7640 FAX: 760-433-3176
Email: info@biocleanenvironmental.net

SUNTREE QUALITY PRODUCTS ARE BUILT FOR EASY CLEANING AND ARE DESIGNED TO BE PERMANENT INFRASTRUCTURE AND SHOULD LAST FOR DECADES.

NOTE: DETAIL DRAWINGS ARE 2 TO 1

| | | | |
|---|----------------|------------|-------|
| SUNTREE TECHNOLOGIES 798 CLEARLAKE RD. SUITE #2 COCOA FL. 32922 TEL. 321-637-7552 FAX 321-637-7554 | | PROJECT: | |
| GRATE INLET SKIMMER BOX GISB-12-12-12 | | REVISIONS: | DATE: |
| DATE: 04/12/04 | SCALE: SF = 15 | REVISIONS: | DATE: |
| DRAFTER: N.R.B. | UNITS = INCHES | REVISIONS: | DATE: |